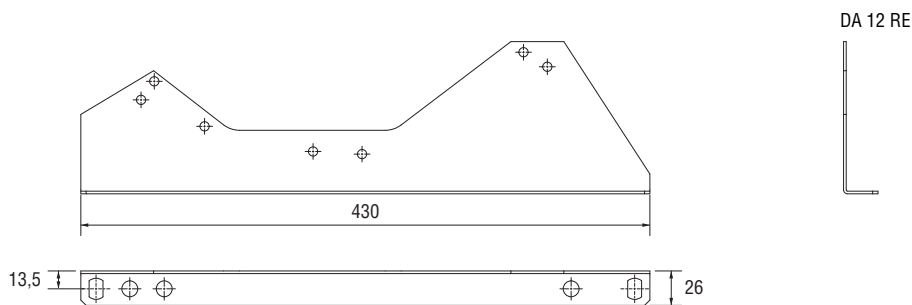
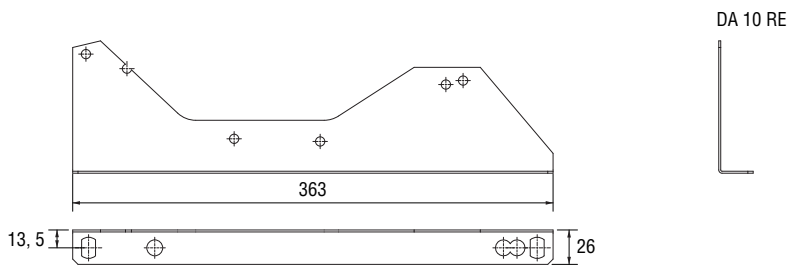
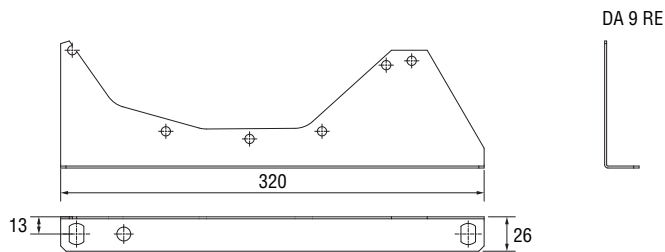
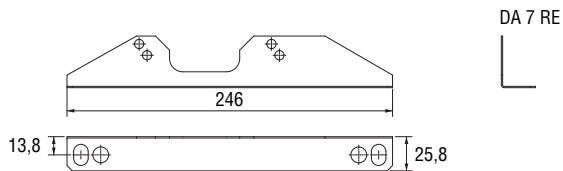


STAFFE DI FISSAGGIO *FIXING FEET*

Dimensioni in mm / *Dimensions in mm*



Cod.	TIPO / TYPE
5PI2980	Staffa / Feet DA 7/7 A
5PI2991	Staffa / Feet DA 7/7 B
5PI2995	Staffa / Feet DA 9/7 A
	Staffa / Feet DA 9/9 A
5PI2987	Staffa / Feet DA 9/7 B
	Staffa / Feet DA 9/9 B
5PI2988	Staffa / Feet DA 10/8 A
	Staffa / Feet DA 10/8 B
	Staffa / Feet DA 10/10 A
5PI2992	Staffa / Feet DA 10/10 B
	Staffa / Feet DA 12/9 A M
	Staffa / Feet DA 12/9 A T
	Staffa / Feet DA 12/12 A M
	Staffa / Feet DA 12/12 A T

sez.
1.7

FLANGIA PREMENTE *OUTLET FLANGE*

La flangia viene montata sulla bocca premente del ventilatore e consente la connessione con la canalizzazione.
The flange is fitted on fan outlet and allows an easier connection to the duct.

Cod.	TIPO TYPE	A	B	C	D	E	F
5B00100	7/7	273	262	225	215	126,5	121
5B00106	9/7	273	300	225	253	126,5	140
5B00109	9/9	340	300	292	253	160	140
5B00112	10/8	317	340	260	282	146,5	158
5B00115	10/10	383	340	326	282	179,5	158
5B00118	12/9	365	395	304	333	170,5	187
5B00121	12/12	450	395	388	333	213	187

Dimensioni in mm / *Dimensions in mm*

